

**KHSAA TITLE IX
ANNUAL REPORT SUBMISSION
STATUS REPORT
2009-2010**

KHSAA
Form T65
Revised 4/09

TO: KHSAA Member School Superintendents, Principals, and Athletic Directors

FROM: Brigid L. DeVries, Commissioner
Darren Bilberry, Assistant Commissioner

DATE: April 13, 2010

School	Breckinridge County High School	Reviewed by	Gary W. Lawson
--------	---------------------------------	-------------	----------------

The following is a status report regarding the required 2009-2010 Title IX Annual Report submission of forms due into the KHSAA office by April 15, 2010. Appropriate KHSAA Audit Team personnel have reviewed these forms and the following is a summary of this review.

I. Checklist of Forms properly submitted in a satisfactory manner:

<input checked="" type="checkbox"/>	GE 19 (Annual Verification)	<input checked="" type="checkbox"/>	T-35 (Budget Expenses)
<input checked="" type="checkbox"/>	T-1 (Summary Program Chart 1)	<input checked="" type="checkbox"/>	T-36 (Budget Expenses)
<input checked="" type="checkbox"/>	T-2 (Summary Program Chart 2)	<input checked="" type="checkbox"/>	T-41 (Checklist – Overall Interscholastic Program)
<input checked="" type="checkbox"/>	T-3 (Summary Program Chart 3)	<input checked="" type="checkbox"/>	T-60 (Corrective Action Plan)
<input checked="" type="checkbox"/>	T-4 (Summary Program Chart 4)	<input checked="" type="checkbox"/>	T-63 (Interscholastic Survey Results)

II. Status

A.	<input checked="" type="checkbox"/>	2009-2010 Forms are satisfactory and no further information or action is necessary at this time.
B.		Errors have been noted with respect to the following forms:
C.		The following forms were omitted and must be submitted by school representatives:
D.	<input checked="" type="checkbox"/>	According to the 2009-2010 data, the school appears to be meeting the standards established in: <input checked="" type="checkbox"/> Test 1 (Athletic participation is proportionate to enrollment) <input type="checkbox"/> Test 2 (History and continuing practice of program expansion) <input type="checkbox"/> Test 3 (Full and effective accommodation of interests and abilities)
E.	<input checked="" type="checkbox"/>	Other Recommendation and Comments: All calculations appear to be correct, and the report is in good order. Data indicates that the school is currently meeting the standard established in Test 1 for provision of athletic opportunities and is moving toward compliance in relation to Test 3. In the area of benefits, total athletic spending appears to be within acceptable parameters on a per athlete basis.



KENTUCKY HIGH SCHOOL ATHLETIC ASSOCIATION

2009-2010 ANNUAL VERIFICATION OF TITLE IX PROCEDURES

KHSAA Form GE19
Rev. 04/09

(To be submitted by April 15, 2010 along with other required forms)

APR - 7 2010

The Breckinridge County High School, Harned, Kentucky
(Name of High School) (City)

certifies to the Kentucky High School Athletic Association that the following is an accurate and true representation of the facts surrounding compliance with 20 U.S.C. Sections 1681-1688, et. Seq. (also known as Title IX). I certify the following provisions in accordance with records at the school contained in the permanent Title IX file, at least one copy of which must be maintained in the Principal's office, and to the best of my knowledge have completed the following tasks:

I. Established a gender equity committee at the high school. (List committee personnel and provide attachment if necessary)

Name	Address	Phone	Title (Supt., Principal, Student, Parent, Coach, Etc.)
Dale Butler	826 Raymond Butler Rd, Harned, KY 40144	1-270-756-3080	Principal BCHS
Heather Rodgers	106 Ridgewood, Hardinsburg, KY 40143	1-270-991-5841	Teacher BCHS
Sharon Watson	535 Bentwood Lane, Falls of Rough, KY 40119	1-419-706-1323	Teacher/Coach BCHS
Michelle Carwile	1001 Park Ave #6, Irvington, KY 40146	1-270-547-5537	Student BCHS
Tyler Butler	826 Raymond Butler Rd, Harned, KY 40144	1-270-668-9077	Student BCHS
Kim Flood	P.O. Box 874, Hardinsburg, KY 40143	1-270-945-5080	Parent of BCHS Student
Larry Shartzter	36 Cameron Dr., Leitchfield, KY 42754	1-270-756-3060	Assistant Principal BCMS
Mark Grimes	P.O. Box 37, Harned, KY 40144	1-270-617-0878	Parent of Elementary Student

II. Scheduled a minimum of three meetings during the 2009-2010 school year on the following dates:

October 13, 2009
January 12, 2010
March 23, 2010

III. Designated the following person(s) as the Title IX coordinator for the school:

Name	Title	Address	Phone
Walt Hildenbrandt	AD, Coach, Teacher, Title IX School Coordinator	106 Walnut St, Hardinsburg, KY 40143	1-270-756-3080 work 1-270-756-6339 home

IV. Designated the following person(s) as the Title IX coordinator for the district:

Name	Title	Address	Phone
Dan Snodgrass	Title IX District Coordinator	PO Box 718 Hardinsburg, KY 40143	1-270-945-1018 cell 1-270-756-3078 work

School personnel are continuing to make periodic reviews of the boys' and girls' athletics program reflected in the Corrective Action Plan.

In addition to the above information, the above referenced school maintains a complete permanent file relative to Title IX records including copies of the self-assessment audit, all corrective action plans, and other related materials

Dale Butler 3/30 20 10
Principal's Signature Date

Janet Leech Will Cole
Superintendent Signature School Board Chairpersons' Signature

(Send original copy to KHSAA - Maintain duplicate in Title IX school folder)



2009-2010

KHSAA Form T1
Rev. 11/09

ACCOMMODATION OF INTERESTS AND ABILITIES
SUMMARY PROGRAM CHART (Form T-1)

Participation Opportunities: Test One - Proportionality

		(Column 1)	(Column 2)	(Column 3)	(Column 4)
	Program	Enrollment	Percentage of Total Enrollment	Number of Interscholastic Participants (double and triple count)	Percentage of Total Participation
Row 1	GIRLS	436	49%	157	46%
Row 2	BOYS	452	51%	184	54%
Row 3	Totals	888	100%	341	100%

Instructions:

*Number of 8th grade students & below used in Column 3 and Column 4 calculations: 30

- Determine the total number of girls enrolled, (place in Row 1, Column 1). Determine the total number of boys enrolled, (place in Row 2, Column 1).
- Add the total number of girls and boys enrolled to determine total enrollment, (place in Row 3, Column 1).
- Calculate the percentage of total enrollment that is female. (Divide Row 1, Column 1 by Row 3, Column 1 and place in Row 1, Column 2.) Calculate the percentage of total enrollment that is male. (Divide Row 2, Column 1 by Row 3, Column 1 and place in Row 2, Column 2.) Note: Row 1, Column 2 plus Row 2, Column 2 should total 100%.
- Ask coaches to confirm the names of those individuals who are on the team as of the first **date of regular season competition**, and cross out the names of those who were cut from the team or quit the team prior to the first regular season competitive event. Determine the total number of interscholastic athletics participants that are girls, (and place in Row 1, Column 3). In order to determine the total number of athletics participants, an individual should be counted each time he or she participates on a team. For example, if Jane Doe competes on the varsity volleyball team, the junior varsity volleyball team, the junior varsity basketball team, and the varsity softball team, she should be counted as four participants (**do not include club or intramural sports participants, cheerleaders, dance teams, or pom squads**). Calculate the same way for boys and girls. * In addition, should 8th grade students and below play on a Freshman, Junior Varsity, or Varsity team, they should also be counted for each team and sport on which they participate. If applicable, please asterisk in the above notation as to how many 8th grade students & below are included in the totals.
Using the same procedure, determine the total number of interscholastic athletic participants that are boys, (and place in Row 2, Column 3). Add Row 1, Column 3 plus Row 2, Column 3 to get total participants and place in Row 3, Column 3.
- Calculate the percentage of female participation. (Row 1, Column 3 divided by Row 3, Column 3 and place in Row 1, Column 4.) Calculate the percentage of male participation. (Row 2, Column 3 divided by Row 3, Column 3 and place in Row 2, Column 4.) Note: Row 1, Column 4 plus Row 2, Column 4 should total 100%.

Note: While being within three percent is not a formal compliance standard, if the percent listed in Row 1, Column 4 is within 3% of Row 1, Column 2, then it provides a good target within which compliance is likely.

Principal's Signature: Dave Butts


Date: 3/30/10



**2009-2010
ACCOMMODATION OF INTERESTS AND ABILITIES
SUMMARY PROGRAM CHART (FORM T-2)
PARTICIPATION OPPORTUNITIES: TEST TWO - PROGRAM EXPANSION**

		Column 1	Column 2	Column 3	Column 4	Column 5
Program		Number of Teams Currently Offered	Number of Participants	Number of Teams Added Since the beginning of the 2005-2006 School Year	Current Number of Participants for the 2009-2010 school year who are playing on teams added since the 2005-2006 School Year	Percent of Total Participation By Sex Added Since the beginning of the 2005-2006 School Year
GIRLS Row 1	varsity:	5	57	0	0	
Row 2	j.v.:	5	63	0	0	
Row 3	frosh:	3	37	0	0	
Row 4	total:	13	157	0	0	0
BOYS Row 5	varsity:	5	103	0	0	
Row 6	j.v.:	5	58	0	0	
Row 7	frosh:	2	23	0	0	
Row 8	total:	12	184	0	0	0

- 1) For Column 1, list the number of interscholastic teams offered for girls and boys at each competitive level (varsity, junior varsity, and freshman). For girls, total each of the entries in Rows 1, 2, and 3 into Row 4. For boys, total Rows 5, 6, and 7 into Row 8.
- 2) For Column 2, list the number of participants at each level. For girls, total each of the entries in Rows 1, 2, and 3 into Row 4. For boys, total Rows 5, 6, and 7 into Row 8. Note: The totals in Row 4 for girls and in Row 8 for boys must be the same as the totals in Form T-1, Column 3, Rows 1 and 2 respectively.
- 3) For Column 3, list the number of interscholastic teams that have been added in the last five years at each competitive level. Count each team added during the 5 year period only one time. e.g. Girl's junior varsity soccer was added 3 years ago, count the team only once, not 3 times. For girls, total the entries in Rows 1, 2, and 3 into Row 4. For boys, total Rows 5, 6, and 7 into Row 8.
- 4) For Column 4, list the number of participants that are currently on each level of the teams that were added in the last five years. If a team was added previously but no longer exists, there are no current participants to be added for that team. For girls, total the entries in Rows 1, 2, and 3 into Row 4. For boys, total Rows 5, 6, and 7 into Row 8.
- 5) For Column 5, calculate the percentage of participants that have been added in the last five years. For girls, take the number in Column 4, Row 4 and divide by the number in Column 2, Row 4. For boys, take the number in Column 4, Row 8 and divide it by the number in Column 2, Row 8.
- 6) **Note: If the percentage of current participants added in the last five years is 25% or greater for the underrepresented sex (most likely girls), compliance with Test Two may be possible. If less than 25%, then compliance with Test Three should be analyzed. CAUTION: 25% is not a formal compliance standard.**

Principal's Signature: 

Date: 3/30/10



2009-2010
ACCOMMODATION OF INTERESTS AND ABILITIES
SUMMARY PROGRAM CHART (FORM T-3)

KHSAA Form T3
Rev. 11/09

Participation Opportunities Test Three Full Accommodation

FOR ANY QUESTION ANSWERED "YES" IDENTIFY THE RESPECTIVE SPORT(S).

	GIRLS (Yes / No)		BOYS (Yes / No)
1. Based on the responses from your most recent student survey, is there sufficient interest to form a viable interscholastic team for a sport not currently offered? If yes, what sport?	Yes Soccer Track		Yes Track
2. For a sport not currently offered at the varsity level, is there sufficient interest based on your most recent Student Interest Survey to form a viable team for an interscholastic freshman team or junior varsity team?	Yes Soccer Track		Yes Track
3. For a sport currently offered at the interscholastic Junior Varsity or freshmen level, is there sufficient interest, based on your most recent Student Interest Survey, to form a varsity team?	No		No
4. If you answered YES to question (1), (2), or (3), are there enough high schools in the geographic area offering the sport (at the appropriate level) to allow for the development of a reasonable schedule of competition?	Yes		Yes
5. If you answered YES to question (1), (2), (3), or (4), are there enough high schools in the geographic area offering the sport (at the appropriate level) to allow for the development of a reasonable schedule of competition?	Yes		YES

Remember, test three – full accommodation means addressing the unmet interest of the underrepresented sex (most likely girls), not the overrepresented sex (most likely boys).

Plans to Address Interest:

Opportunities Girls: We are looking to implement a JV girls' soccer schedule for the fall of 2010. We are also looking to offer Varsity Track during the spring of 2011.

Opportunities Boys: We are looking to offer Varsity Track during the spring of 2011.

Principal's Signature :

Date:

3/30/10



2009-2010
**ACCOMMODATION OF INTERESTS AND ABILITIES
 SUMMARY PROGRAM CHART (FORM T-4)**

KHSAA: Form T-4
 Rev. 11/09

Levels of Competition Test One

		Column 1	Column 2	Column 3
Girls	Team Levels	Number of Teams Currently Offered	Number of Participants	Percentage of Participants at Each Level
Row 1	varsity:	5	57	36.3%
Row 2	j.v.:	5	63	40.1%
Row 3	frosh:	3	37	23.6%
Row 4	total:		157	100%
Boys				
Row 5	varsity:	5	103	56%
Row 6	j.v.:	5	58	31.5%
Row 7	frosh:	2	23	12.5%
Row 8	total:		184	100%

- 1) Column 1, list the number of interscholastic teams offered for girls and boys at each competitive level; varsity, junior varsity, and freshman. (Refer to Form T-2, Accommodation of Interests and Abilities, Summary Program Chart 2, Column 1.)
- 2) For Column 2, list the number of participants at each level. For girls, total the entries in Rows 1, 2, and 3 into Row 4. For boys, total the entries in Rows 5, 6, and 7 into Row 8. (Refer to Form T-2, Accommodation of Interests and Abilities, Summary Program Chart 2, Column 2.)
- 3) For Column 3, calculate the percentage of female and male participants at each level.
 For girls' varsity, junior varsity, and frosh, respectively:
 - Divide Column 2, Row 1 by Column 2, Row 4, and place the percentage in Column 3, Row 1
 - Divide Column 2, Row 2 by Column 2, Row 4, and place the percentage in Column 3, Row 2.
 - Divide Column 2, Row 3 by Column 2, Row 4, and place the percentage in Column 3, Row 3.
 For boys' varsity, junior varsity, and frosh, respectively:
 - Divide Column 2, Row 5 by Column 2, Row 8, and place the percentage in Column 3, Row 5.
 - Divide Column 2, Row 6 by Column 2, Row 8, and place the percentage in Column 3, Row 6.
 - Divide Column 2, Row 7 by Column 2, Row 8, and place the percentage in Column 3, Row 7.

Principal's Signature: *[Signature]* Date: 3/30/10

**ACTUAL EXPENDITURES - PROGRAM COMPARISON CHART 1 -(FORM T-35)
TO INCLUDE BOOSTER CLUB FUNDING**



Sports	Equipment and Supplies		Travel		Awards		Coaches' salaries (to include supplemental and extended employment; dollar amount required)			Facilities improvements		Publications (if sport-specific)	
	Expenditures		Expenditures		Expenditures		Expenditures			Expenditures		Expenditures	
	School	Booster	School	Booster	School	Booster	School	# Coaches for all levels / # Teams	School	Booster	School	Booster	School
G basketball	8081		3282		271		12047	3/3					
B basketball	6047		2087		499		10897	3/3					
G softball	2306		1407		30		3499	2/3					
B baseball	5164		800		0		3499	2/3					
G cross country	902		518		83		1128	1/2					
B cross country	902		130		83		1128	1/2					
G golf	903		1352		130		1528	1/2					
B golf	313		455		65		1328	1/2					
G soccer													
B soccer													
G swimming													
B swimming													

- Total expenditures on T-35 and T-36 on the 2009-2010 year report due by April 15, 2010 of each school year, should reflect the total monies spent (rounded off to nearest dollar) for the entire school year of 2008-2009 ending June 30, 2009.
- Booster Club Funding/Contributions must be included in the above expenditures total. (Note: It is illegal for coaches to be paid by Booster Clubs - Reference KHSAA Bylaw 27)

Principal's Signature: [Signature] Date: 3/30/10



**2009-2010
ACTUAL EXPENDITURES - PROGRAM COMPARISON CHART 2 - (Form T36)
TO INCLUDE BOOSTER CLUB FUNDING**

KHSAA Form T36
REV. 11/09

Sports	Equipment and supplies		Travel		Awards		Coaches' salaries (to include supplemental and extended employment; dollar amount required)			Facilities improvements		Publications (if sport-specific)	
	Expenditures		Expenditures		Expenditures		Expenditures			Expenditures		Expenditures	
	School	Booster	School	Booster	School	Booster	School	Booster	# Coaches for all levels / # Teams for all levels	School	Booster	School	Booster
G track													
B track													
G tennis													
B tennis													
G volleyball	1347		562		307		3599		2/3				
B wrestling													
G (list sport)													
B football	7104		905	113	383	1025	22145		6/2	3130		675	
G (list sport)													
B (list sport)													

1. Total expenditures on T-35 and T-36 on the 2009-2010 year report due by April 15, 2010, should reflect the total monies spent (rounded off to nearest dollar) for the entire school year of 2008-2009 ending June 30, 2009.

2. Booster Club Funding/Contributions must be included in the above expenditures totals. Indicate percentage of total expenditures for each gender. (If disparities are obvious, list on your Corrective Action Plan (T-60) what action you will take to correct the problem.)

Gender	Expenditures	Percentage
Boys	\$ 67852	60% (36.9)
Girls	\$ 45832	40% (29.2)
Total:	\$113684	100%

Principal's Signature: [Signature] Date: 3/31/10



**2009-2010 KHSAA TITLE IX ATHLETICS AUDIT (Form T-41)
Checklist - Overall Interscholastic Athletics Program**

KHSAA Form T41
Rev. 11/09

DIRECTIONS:

For the Areas of Compliance (Opportunities and Benefits) listed on the left hand side of the page, place a checkmark under the appropriate column identifying whether your school provided an advantage to the Girls' Program, or to the Boys' Program or to Neither Program. A review of T-35 and T-36 spending patterns might be helpful in completing this form.

Areas of Compliance:	ADVANTAGE TO:		
	GIRLS' PROGRAM	BOYS' PROGRAM	NEITHER PROGRAM
OPPORTUNITIES			
Accommodation of Interest and Abilities			X
BENEFITS			
Equipment and Supplies			X
Scheduling of Games and Practice Time			X
Travel and Per Diem Allowances			X
Coaching			Football has an appropriate number for the sport. Otherwise the same.
Locker Rooms, Practice and Competitive Facilities			Volleyball will be receiving a dedicated office for the coach.
Medical and Training Facilities and Services			X
Publicity			X
Support Services			X
Housing and Dining			X
Tutoring			X
Athletic Scholarships			X

If an advantage/inequity is indicated, corrective action should be shown on the Corrective Action Plan, Form T-60

Principal's Signature: *[Signature]*

Date: 3/30/10



**2009-2010 TITLE IX
CORRECTIVE ACTION PLAN
(FORM T-60)**

SCHOOL NAME :

Breckinridge County High School

DIRECTIONS:

- For Column 1, indicate the intended area (Opportunities or Benefits) which needs corrective action in order to achieve gender equity. For Column 2, write the suggested change or activities that will correct the area in need of alteration. For Column 3, include the estimated completion date for the changes or activities.
- It is possible to attain compliance with Title IX and no longer need "corrective" action. However, the KHSAA strongly encourages compliant schools to identify items for improvement (Column 1), activities to accomplish the improvement (Column 2) and a timetable for completion (Column 3) that will strengthen the athletic program.
- You may copy this form as needed. Please attach corrective action plans along with audit forms and submit by April 15, 2010.

COLUMN 1 SPECIFIC ITEM FOR CORRECTION/ IMPROVEMENT	COLUMN 2 PLAN FOR SUGGESTED CHANGE	COLUMN 3 START DATE AND COMPLETION DATE OF CORRECTIVE ACTION
Ongoing concern of participation numbers, sustaining programs, and utilization of 6-8 grade student athletes in our high school programs.	The middle school is reviewing their policy for 6-8 grade student athlete participation.	By the end of the 2009-2010 school year, May of 2010, a policy will be completed to determine participation of 6-8 grade students at BCHS.
* See the enclosed email from Denny LaGrange the coordinator of the youth league program for specific details.	Continue the development of the youth league basketball program. Review needs to continue to enhance the current offerings. The program this year was successful with positive feedback. Continue to have planning meetings to expand implementation.	Ongoing, the youth league coordinator will continue to have organizational meetings. An organizational meeting will occur during the fall of 2010. The league will continue to operate providing training, experience, and games.
Provide additional sports opportunities at BCHS. Based on the 2008 and 2010 student survey soccer (girls) and a track program (boys and girls) should be explored. The community soccer league is having success. Several student athletes are involved.	The district's task is to implement a girls JV soccer program.	Fall of 2010 BCHS will offer a JV Girls Soccer program.
	The district intends to acquire equipment to be able to offer a track program at the varsity level for boys and girls for the spring 2011 season. We will be unable to host home meets.	Spring of 2011 track at the varsity level will be offered for both boys and girls.
Office and storage space for the Volleyball coach and program.	Utilize office space that is coming available for the volleyball coaches. Storage cabinets that are to be installed for the volleyball program.	Fall of 2010 office and storage space will be available to the Volleyball program.

John B. B...

Principal's Signature:

Date: 3/30/10

From: Denny LaGrange [lag1952@bbtel.com]
Sent: Saturday, March 27, 2010 10:20 AM
To: Snodgrass, Dan
Subject: Re:
 Dan,

I had 63 girls and 94 boys that participated in this years SMB program. That translated into 21 teams. The success of this year's program was simply the number of kids who signed up to play being that it was a totally new program. Janet and I sat down after a few weeks after it was completed and she is anticipating over 200 kids or more for next year after having talked to parents who hadn't signed up their kids this year but said they would definitely sign them up next year after hearing about how well it went. She is anticipating having to use the middle school gym as well next year in order to accommodate the number of kids and the number of games that we will have to schedule.

My goal is to acquire two more portable goals so that I can play more of the younger kids at the same time on those goals and then move them and finish playing the older kids on the regular goals.

I also used high school basketball players to help coach this year and they did a wonderful job. Not only did they do a good job of coaching the younger kids but they also gave the younger kids someone to look up to and try to emulate. This years bunch of high school kids were a really good kids so they worked out well as the role models I wanted them to be. No matter how many kids we have, I would still like to somehow incorporate some skill work into the program. I'll have to get more help to do that but that is still my goal in the future.

Overall, it was a big success and I think that I had it organized well enough that everything ran the way it should and the parents seem to appreciate the fact that the games started and ended at the time they were scheduled to every Saturday. I got great help from the coaches of both the middle and high schools and I had a really good group of volunteers who help me keep the clocks and books and officiated when needed so it was a pretty good community wide activity. Hopefully, we can improve on it even more next year and the years to come and make it a much anticipated activity for the kids as well and then maybe it will pay big benefits to our basketball programs down the line.

Does this cover what you need? If not, let me know.

Denny

-----Original Message-----

From: Snodgrass, Dan
Date: 3/25/2010 11:53:08 AM
To: lag1952@bbtel.com

Denny,


I would like to include the results of your program this year, in this years Title IX report. I have heard many positive reports about this years program.

I would be interested in the following:

1. Number of female participants
2. Number of male participants
3. Identify this years successes
4. Next years expectations
5. Needs for the future
6. Any other relevant information.

I would appreciate anything you can do to provide this information.
 Dan

Breckinridge County School District

 FREE Animations for your email - by Incredimail! [Click Here!](#)



**INTERSCHOLASTIC ATHLETICS
SURVEY (FORM T-63)
Summary of Student Responses**

2009/2010

School Year: _____
Breckinridge County High School

School Name: _____
Enrollment
888 **(9-12 Grade):** (SHOULD AGREE WITH FORM T-1, COLUMN 1, ROW 3)

565 **Number of 9-11 Grade Students Surveyed: 565 of 646**

205 **Number of 8th Grade Students Surveyed: 205 of 219**
BCHS 01-28-2010, BCMS 02-04-2010

Date: _____

Completed By: _____
Dan Snodgrass

Instructions:

1. Summarize the Student Athletics Interest Surveys Form T-61 by listing the total number of responses on the line next to each sport.
2. Under the Other Category please provide a listing of the sports as well as the number of students who are interested in participating.
3. Please sign and date this Summary Form (T-63) and mail this Summary Form only to the KHSAA by April 15. Do not mail the student surveys (Form T-61). However, these Forms should be maintained in your files in the event they are requested subsequently.

865 Number of Surveys
770 Total Returned (A minimum of 80% return is expected) 89%
8-11 Grades Surveyed (Should be grades 9-11 and 8th grade if school has a feeder system)

Who Administered The Survey? Teachers
How Was The Survey Administered? BCHS-English, BCMS-Science, Classes
Give details on how it was administered and to which school group, Example: English classes, or all home rooms, etc. or advisee/advisor?)

KHSAA Sanctioned Fall Sports (List Total Number of Participation Responses)

38 Cross Country (Girls)
29 Cross Country (Boys)
157 Football (Boys)
12 Golf (Girls)
28 Golf (Boys)
68 Soccer (Girls)
19 Soccer (Boys)
130 Volleyball (Girls)

Winter Sport (List Total Number of Participation Responses)

<u>68</u>	Basketball (Girls)
<u>109</u>	Basketball (Boys)
<u>46</u>	Indoor Track (Girls)
<u>20</u>	Indoor Track (Boys)
<u>93</u>	Swimming & Diving (Girls)
<u>44</u>	Swimming & Diving (Boys)
<u>81</u>	Wrestling (Boys)

Spring Sport (List Total Number of Participation Responses)

<u>106</u>	Baseball (Boys)
<u>79</u>	Fast Pitch Softball (Girls)
<u>87</u>	Tennis (Girls)
<u>20</u>	Tennis (Boys)
<u>43</u>	Track (Girls)
<u>37</u>	Track (Boys)

Non-KHSAA Championship Sports (From Student Survey T-61 Question 10)

<u>139</u>	Archery
<u>30</u>	Field Hockey
<u>166</u>	Bowling
<u>14</u>	Gymnastics (Boys)
<u>91</u>	Gymnastics (Girls)
<u>54</u>	Ice Hockey
<u>34</u>	Lacrosse (Boys)
<u>44</u>	Lacrosse (Girls)
<u>147</u>	Rifle
<u>104</u>	Rodeo
<u>34</u>	Slow Pitch Softball
<u>36</u>	Volleyball (Boys)
_____	Water Polo
<u>123</u>	Weightlifting
_____	Other sports not listed _____

Number of Students who participate in Intramural Sports
(From Student Survey T-61 Question 5)

<u>Sport</u>	<u>Number</u>
Powder Puff Football	16
Frisbee	5

List Intramural Sports students are interested in adding:
 (From Student Survey T-61 Question 6)

<u>Sport</u>	<u>Number</u>
Tennis	20
Basketball	16
Wrestle	15
Football	12
Volleyball Boys	11
Volleyball Girls	10
Swim	10

Participation in Non-School Sports Activities
 (From Student Survey T-61 Question 7)


<u>Sport</u>	<u>Number</u>
Basketball	13
Swim	13
Tennis	10
Baseball	9
Wrestle	8
Soccer	6

Reasons for not participating in interscholastic athletics
 (From Survey Question 8)

- 41 I prefer other activities such as band, chorus, etc.
- 155 I don't have time
- 40 The practice schedules and game times are inconvenient
- 72 The sport I like isn't offered
- 29 It's too expensive
- 26 I prefer to participate in club or intramural sports
- 75 Working
- 125 Other: _____

Student Suggestions to encourage participation

More Sports-6, More people on teams-5, Provide Transportation-5,
 More Pep Rallies-5, Better Coaches-4, More Fun-4, More Interesting-3



 Principal's Signature 3/30/10
 Date